

ELISA Workflow Guide

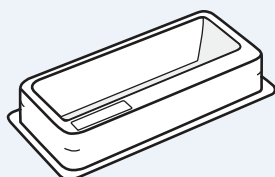
CORNING

OVERVIEW

Enzyme Linked Immunosorbent Assay (ELISA) is accurate, highly sensitive, and specific for identifying protein species. ELISA microplates enable a common laboratory procedure to be carried out on multiple samples simultaneously. Popular formats include 96-well microplates, 384-well microplates, and 8-well strips.

This guide provides an overview of the tools you'll need at each stage of the ELISA workflow, as well as a few tips for choosing the optimal microplate for your particular assay. Corning is a leading manufacturer of high quality, high performance ELISA microplates and 1 x 8 Corning® Stripwell™ microplates for a wide range of laboratory assays. Corning also carries an extensive variety of accessories that can be used as part of the ELISA workflow, including a full line of buffers, pipets, tips, and tubes to meet unique assay needs.

Reservoirs



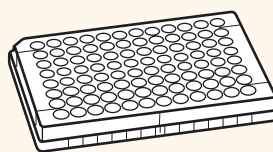
Costar® Reagent Reservoirs

- ▶ Use with multi-channel pipets to transfer samples, buffers, or reagents into ELISA microplates

Axygen® Multi-channel Reservoirs

- ▶ Single and multiple well formats for manual and automated platforms
- ▶ Multi-channel reservoirs allow for separation of reagents during ELISA preparation


Microplates



Corning/Falcon® Microplates

- ▶ Available in clear, black, or white polystyrene to suit various detection methods: absorbance, fluorescence, or luminescence
- ▶ Medium or High Binding surfaces most commonly used for biochemical assays based on size of target molecule
- ▶ Additional surfaces are available to support other assay types

Microplate Seals



Axygen ELISA Microplate Sealing Films

- ▶ Used during repetitive incubation steps during ELISAs to reduce reagent evaporation, which can cause an “edge effect”

Corning Aluminum Microplate Sealing Tape

- ▶ Utilize during incubation steps to protect light-sensitive samples or reagents for direct and sandwich ELISA

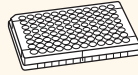
BASIC WORKFLOW

Process Step

Products Used

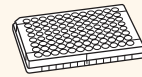
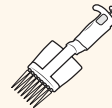
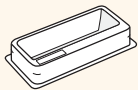
Select the Correct Microplate and Surface for the Application

- ▶ Well format (96-well, 384-well, 8-well strips)
- ▶ Surface chemistry (medium bind, high bind, or other surface type)
- ▶ Microplate color (clear, black, white)



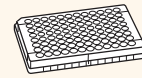
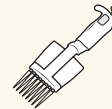
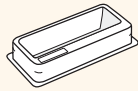
Coat

- ▶ Coat the microplate surface with solution of either antigen or antibody of interest
- ▶ Incubate
- ▶ Wash to remove unbound material



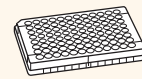
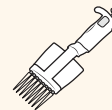
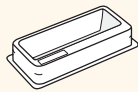
Block (if required)

- ▶ Add protein-based solution to block unbound sites on microplate surface (BSA, Casein)
- ▶ Incubate
- ▶ Wash to remove excess blocking solution (if required)



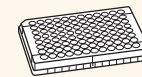
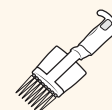
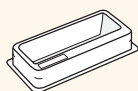
Add Detection Substrate Solution

- ▶ Enzyme, fluorophore-conjugated Ab or direct binding
- ▶ Aluminum sealing tape (ideal for fluorescent reactions)
- ▶ Incubate at the appropriate temperature for the detection method used



Read Signal

- ▶ Add stop solution (if required)
- ▶ Measure produced signal via absorbance, fluorescence, or luminescence



PRODUCTS

Microplates

For a full list of all microplates, reservoirs, and microplate seals, visit www.corning.com/lifesciences

Color

Clear – Best suited for absorbance detection

Black – Low background fluorescence and low fluorescent cross-talk. The black colorant reduces background, as well as light scattering, resulting in higher signal-to-noise ratios.

White – Enhances luminescence signal-to-noise ratio by reflecting light back into the range of the detector.

Surface Chemistry

Medium Binding Surface

- ▶ Hydrophobic
- ▶ Ideal for large, hydrophobic biomolecules (>20 kD)
- ▶ Binding capacity: ~200 ng IgG/cm²

High Binding Surface

- ▶ Hydrophobic and ionic (negatively charged)
- ▶ Ideal for positively charged biomolecules (>10 kD)
- ▶ Binding capacity: ~500 ng IgG/cm²

Corning® 96-well ELISA Microplates

Cat. No.	Type	Color	Surface	Qty/Pk	Qty/Cs
3591	Flat-bottom	Clear	Medium binding	1	50
3590	Flat-bottom	Clear	High binding	1	100
9017	Flat-bottom	Clear	Medium binding	25	100
9018	Flat-bottom	Clear	High binding	25	100
3912	Flat-bottom	White	Medium binding	25	100
3922	Flat-bottom	White	High binding	25	100
3915	Flat-bottom	Black	Medium binding	25	100
3925	Flat-bottom	Black	High binding	25	100

Falcon® 96-well ELISA Microplates

Cat. No.	Type	Color	Surface	Qty/Pk	Qty/Cs
351172	Flat-bottom, with lid	Clear	Not treated	1	50
351190	Round-bottom	Clear	Not treated	25	100

Corning Stripwell™ 96-well ELISA Microplates

Cat. No.	Type	Color	Surface	Qty/Pk	Qty/Cs
2593	Flat-bottom	Clear	Medium binding	25	100
2592	Flat-bottom	Clear	High binding	25	100
3923	Flat-bottom	White	High binding	25	100
3924	Flat-bottom	Black	High binding	25	100

Corning 384-well ELISA Microplates

Cat. No.	Type	Color	Surface	Qty/Pk	Qty/Cs
3700	Flat-bottom	Clear	High binding	25	100
3702	Flat-bottom	Clear	Not treated	25	100
3576	Flat-bottom	White	High binding	10	50
3572	Flat-bottom	White	Not treated	10	50
3577	Flat-bottom	Black	High binding	10	50
3573	Flat-bottom	Black	Not treated	10	50

Costar® Reagent Reservoirs

- ▶ Manufactured from modified polystyrene
- ▶ Sterile
- ▶ Disposable
- ▶ 50 mL or 100 mL volume

Cat No.	Volume	Color	Qty/Pk	Qty/Cs
4870	50 mL	White	5	200
4872	100 mL	White	5	200

Axygen® Single- and Multi-channel Reservoirs

- ▶ Complies with ANSI/SLAS footprint for automation
- ▶ Multi-channels allow separation of multiple assays and buffers during ELISA
- ▶ Ranges from 1- to 12-channel reservoirs

Cat No.	Channel	Color	Volume/Channel	Total Volume	Qty/Pk	Qty/Cs
RES-SW96-HP	Single	Clear	240 mL	240 mL	25	25
RES-MW4-HP	Four	Clear	70 mL	280 mL	25	25

Axygen ELISA Microplate Sealing Film

- ▶ Polyester-based with uniformly applied acrylic adhesive that reduces the edge effect of sensitive ELISA assays
- ▶ Suitable for short-term storage and incubation
- ▶ Utilized for incubation of ELISA assays and buffers

Cat No.	Material	Thickness	Dimension (mm)	Working Temp.	Qty/Pk	Qty/Cs
PCR-SP	Polyester	80 µm	146 x 79.6	104°C	100	500

Corning® Aluminum Microplate Sealing Tape

For light sensitive samples and reagents

Cat No.	Material	Microplate	Qty/Pk	Qty/Cs
6570	Aluminum	96-well	100	100
6569	Aluminum	384-well	100	100

ELISA Technical Documents

Five ELISA Application Notes are available at www.corning.com/lifesciences.

- ▶ Immobilization Principles – Selecting the Surface for ELISA Assays (CLS-DD-AN-454)
- ▶ Optimizing the Immobilization of Protein and Other Biomolecules for ELISA Assays (CLS-DD-AN-455)
- ▶ Effective Blocking Procedures in ELISA Assays (CLS-DD-AN-456)
- ▶ Optimizing the Separation Step on 96-well Microplates for ELISA Assays (CLS-DD-AN-457)
- ▶ Selecting the Detection System – Colorimetric, Fluorescent, Luminescent Methods for ELISA Assays (CLS-DD-AN-458)

CORNING

Corning Incorporated
Life Sciences

836 North St.
Building 300, Suite 3401
Tewksbury, MA 01876
t 800.492.1110
t 978.442.2200
f 978.442.2476

www.corning.com/lifesciences

For more specific information on claims, visit the Certificates page at www.corning.com/lifesciences.

Warranty/Disclaimer: Unless otherwise specified, all products are for research and further manufacturing use only. Not for use as an excipient. Not for therapeutic or diagnostic use. Not for human or animal consumption. Corning Life Sciences makes no claims regarding the performance of these products for clinical or diagnostic applications.

For additional product or technical information, visit www.corning.com/lifesciences or call 800.492.1110. Outside the United States, call +1.978.442.2200 or contact your local Corning sales office.

For a listing of trademarks, visit www.corning.com/clstrademarks. All other trademarks are the property of their respective owners.